

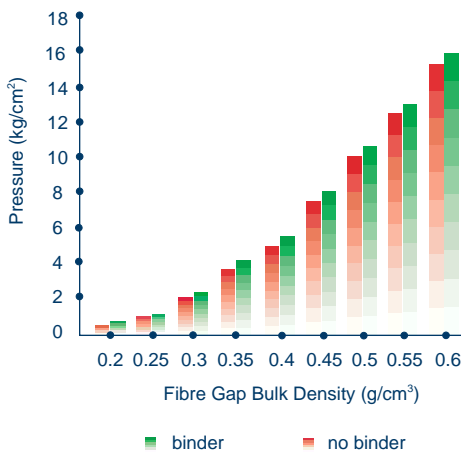
Ecoflex 200M
Product Data



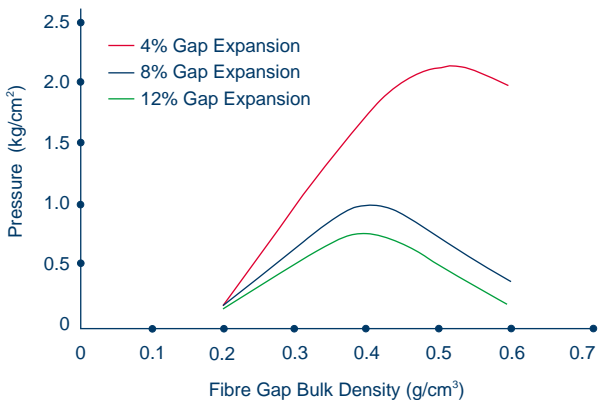
Ecoflex 200M Product Data Sheet

	Fibre Basis Weight FBW (gsm)	Bonded Basis Weight BBW (gsm)
E200M / 1200	1200	1320
E200M / 1320	1320	1452
E200M / 1450	1450	1595
E200M / 1600	1600	1760
E200M / 1800	1800	1980
E200M / 2400	2400	2640

Initial Pressure Performance



Ecoflex 200: Long Term Pressure Performance 1000 Cycle: Holding force at expanded shell gap



Fibre based Substrate Support Systems

Ecoflex is a fibre-based non-intumescent support mat for catalytic converters. The unique fibre properties enable the mats to perform at low (diesel) operating temperatures, where traditional intumescent systems may not reach activation temperature, and in high temperature pre-converter applications where intumescent products reach their performance limits.

Saffil Automotive has developed a series of performance tests to ensure Ecoflex products meet the demands of the modern catalytic converter and diesel particle filter applications. Ecoflex substrate support systems are available in a range of different basis weights to meet the needs of different types of operating systems.

Pressure Performance Testing

Ecoflex fibre mats are a soft canning solution which are ideal for use with thin & ultra thin wall substrates. The initial pressure ensures that the fibre mat holding force does not exceed the isostatic pressure of the substrate.

The chart opposite shows the relationship between canned gap bulk density and compressive force of the mat. The typical operating fibre gap bulk density of Ecoflex mats is 0.30 to 0.48 g/cm³.

Mat Aging / Long Term Cycling Test

Mechanical aging of the mat due to outer shell expansion and contraction at operational temperatures is a key indicator of the performance of the mat in the application.

The chart opposite shows the relationship of GBD to compressive force after mat aging and measured at different gap changes, to simulate different thermal conditions. The mat is designed to exceed the minimum holding forces needed to retain the substrate.

Product Information Sheet

Resistive Thermal Exposure

Ecoflex substrate support systems are canned and thermally cycled between ambient and various operating temperatures to simulate the mechanical stresses on the mat due to outer shell expansion. The sample then undergoes a heated push out test to ensure the residual shear stress remains above the calculated minimum value.

$$\text{Residual Shear Strength} = \frac{\text{Push Out Force}}{\text{Mat: Can Contact Area}}$$

Ecoflex Mats have outstanding thermal resistance to withstand the constantly changing temperature demands, and excellent fibre resiliency which retains the substrate especially at operational temperatures where the metal shell is at it's largest diameter.

The chart opposite shows samples canned using a tourniquet technique and 350/6.5 substrate. The temperature was cycled 500 times, from 100°C to 900°C. After cycling substrate subjected to a hot push-out test.

Gas Erosion Durability

Ecoflex 200M is composed of M-Fil fibres which have outstanding gas erosion resistance properties in mat format.

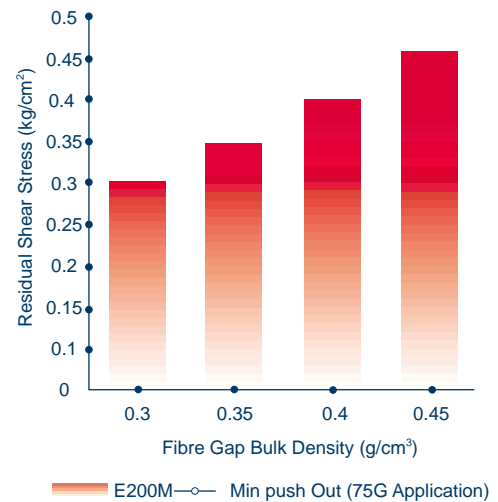
Mat erosion, caused by the exhaust gas flow eroding the integrity of the mat, is most likely to occur in instances of low GBD and when the outer shell is at it's largest expanded diameter. Under these conditions the holding forces on the interfaces are at their lowest. Ecoflex mats retain their erosion resistance across the recommended GBD range.

An eroded mat is detrimental to the converter operation and could cause gas by-pass of the catalyst, limiting the catalyst efficiency or even substrate slippage and potentially converter failure.


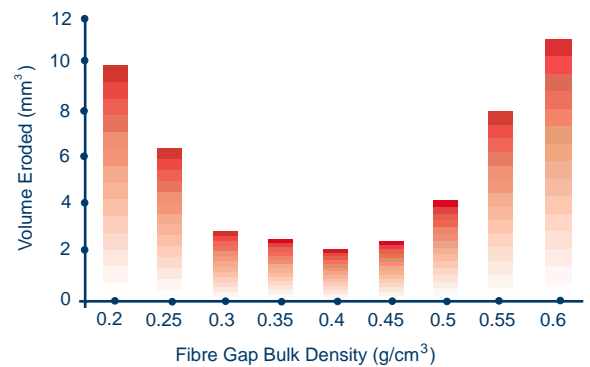
Ecoflex Substrate Support Systems do not require the use of protective edge seals.

The chart opposite shows an ambient temperature test, by means of air pulses impinging on mat. Erosion is quantified by volume of mat eroded, thus the lower the value the higher the resistance.

Heated Push Out After Thermal RTE Cycling



Ecoflex 200M Series Cold Gas Erosion



Keeping World Class Companies Supplied

Saffil supplies over 10 million parts annually to the automotive industry



North America

Saffil North America

Detroit
Michigan USA

Europe

Saffil Limited

Widnes
Cheshire UK

Saffil Automotive

Holywell
Flintshire UK

Africa

Saffil Limited

Port Elizabeth
South Africa

Asia

Saffil Japan Limited

Gifu Japan

Nichias Corporation

Tokyo Japan

DENKA

Tokyo Japan

Saffil Limited

Tanhouse Lane
Widnes, Cheshire
WA8 0RY
United Kingdom
Tel. +44 151 422 6700
Fax. +44 151 422 6701
E-mail info@saffil.com

Saffil Automotive Limited

Greenfield Business Park
Greenfield, Holywell
Flintshire, CH8 7HJ
United Kingdom
Tel. +44 1352 712 331
Fax. +44 1352 713 294
E-mail automotive@saffil.com

Saffil North America

39555 Orchard Hill Place
Suite 364
Novi, MI 48375
USA
Tel. +1 248 465 0600
Fax. +1 248 465 0700
E-mail usinfo@saffil.com

Saffil Japan Limited

550 Akao, Takatomi-cho
Yamagata-gun
Gifu Prefect 501-2211
Japan
Tel. +81 581 6099
Fax. +81 581 2186
E-mail japaninfo@saffil.com



SAFFIL

Automotive